

LONG BEACH AIRPORT PROCEDURES AND OPERATIONS



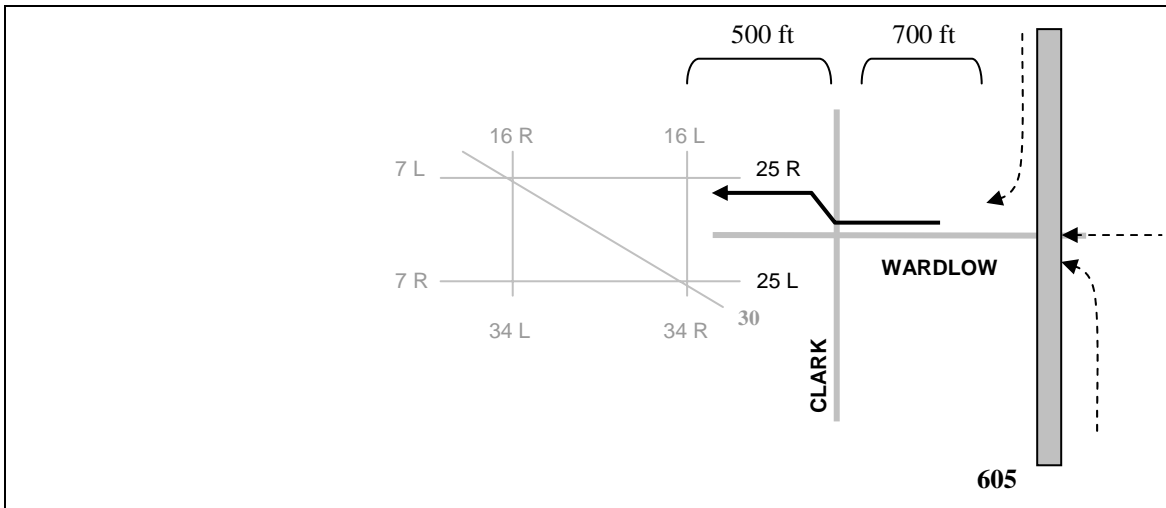
ARRIVALS FROM THE EAST
TO LOS ANGELES HELICOPTERS

East Arrivals

1. East Wardlow:

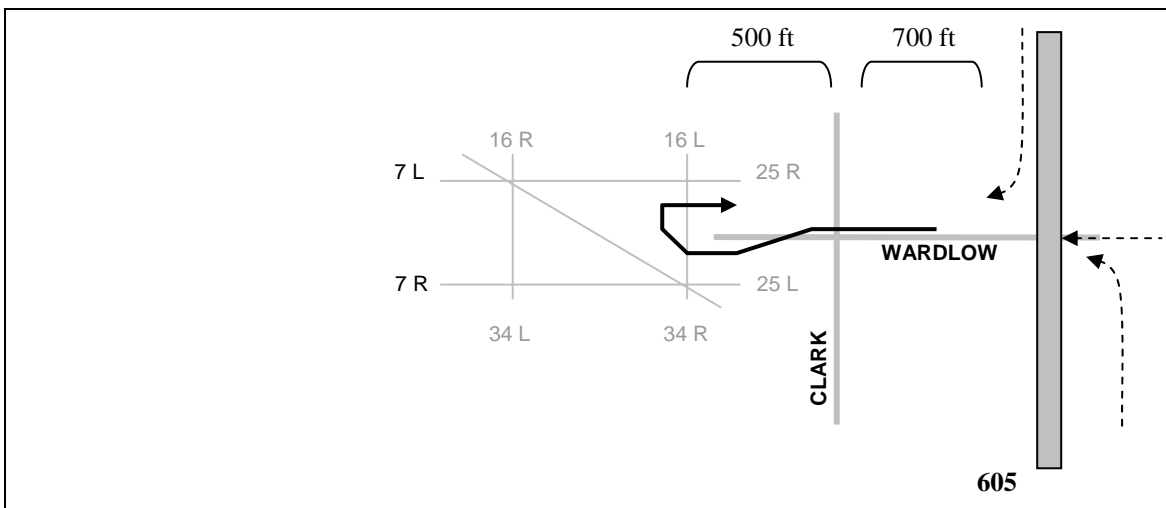
a. Runway 25 in use:

Request a East Wardlow arrival. Proceed along Wardlow at 700 ft. Report Clark and descend to 500ft. Proceed direct to Los Angeles Helicopters.



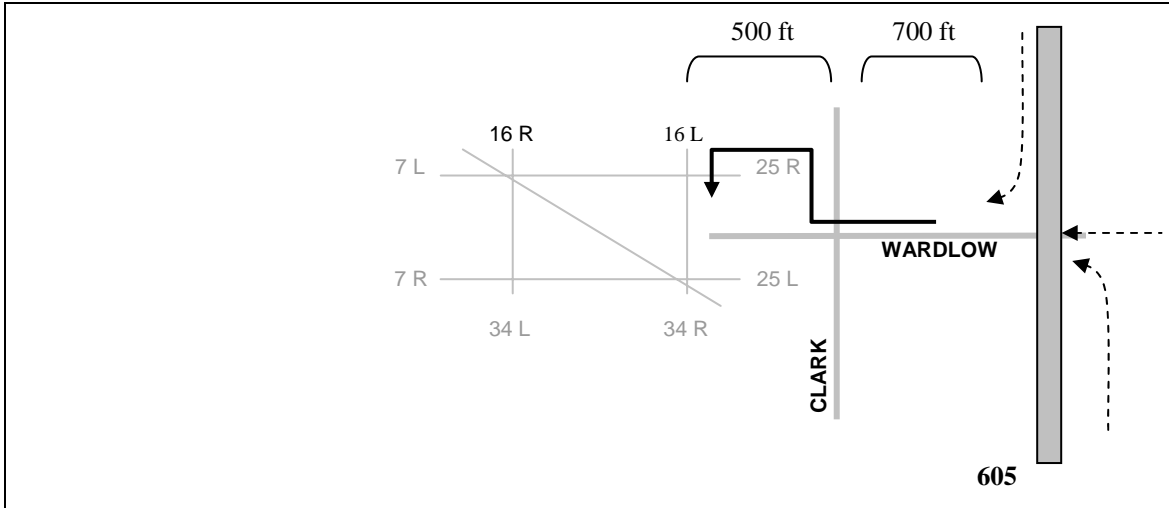
b. Runway 7 in use:

Request a East Wardlow arrival. Proceed along Wardlow at 700 ft. Report Clark and descend to 500ft. Enter a right pattern and proceed to Los Angeles Helicopters remaining east of runway 30 at all time.



c. Runway 16 in use:

Request a East Wardlow arrival. Proceed along Wardlow at 700 ft. Report Clark and descend to 500ft. Enter a left pattern and proceed to Los Angeles Helicopters remaining east of runway 16L at all time.



d. Runway 34 in use:

Request a East Wardlow arrival. Proceed along Wardlow at 700 ft. Report Clark and descend to 500ft. Enter a right pattern and proceed to Los Angeles Helicopters remaining east of runway 34R at all time.

