

**LONG BEACH AIRPORT
PROCEDURES AND OPERATIONS**



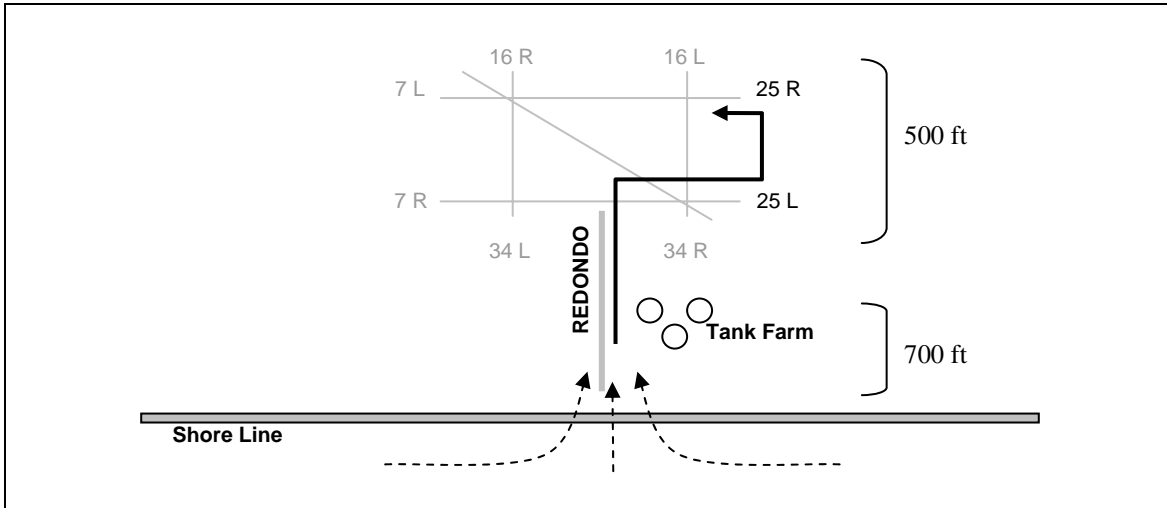
**ARRIVALS FROM THE SOUTH
TO LOS ANGELES HELICOPTERS**

South Arrivals

1. South Redondo:

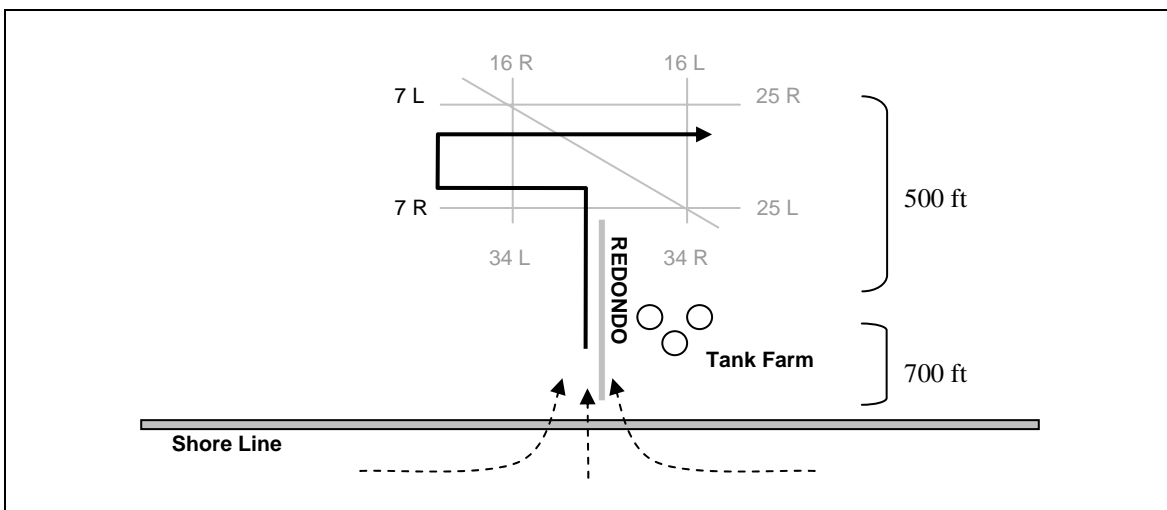
a. Runway 25 in use:

Request a south Redondo arrival. Proceed along Redondo at 700 ft. Report at the Tank Farm and descend to 500ft. Cross runway 25L midfield at 500ft and enter a left pattern for Los Angeles Helicopters.



b. Runway 7 in use:

Request a south Redondo arrival. Proceed along Redondo at 700 ft. Report at the Tank Farm and descend to 500ft. Cross runway 25L midfield at 500ft and enter a right pattern for Los Angeles Helicopters.



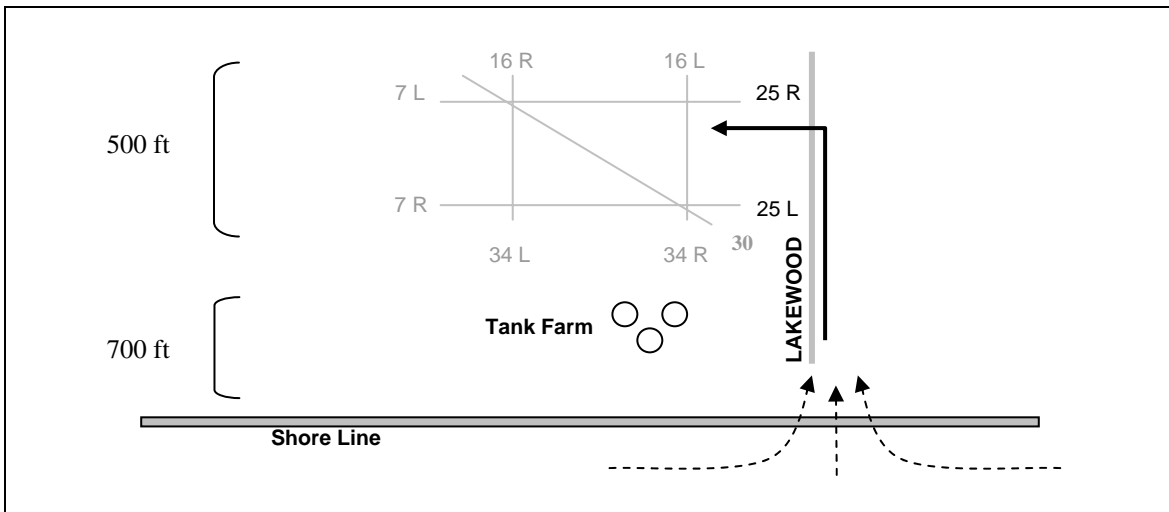
c. Runway 16 and 34 in use:

South Redondo is not allowed when runway 16 and 34 are in use. Use a north Lakewood or a north cherry departure.

2. South Lakewood:

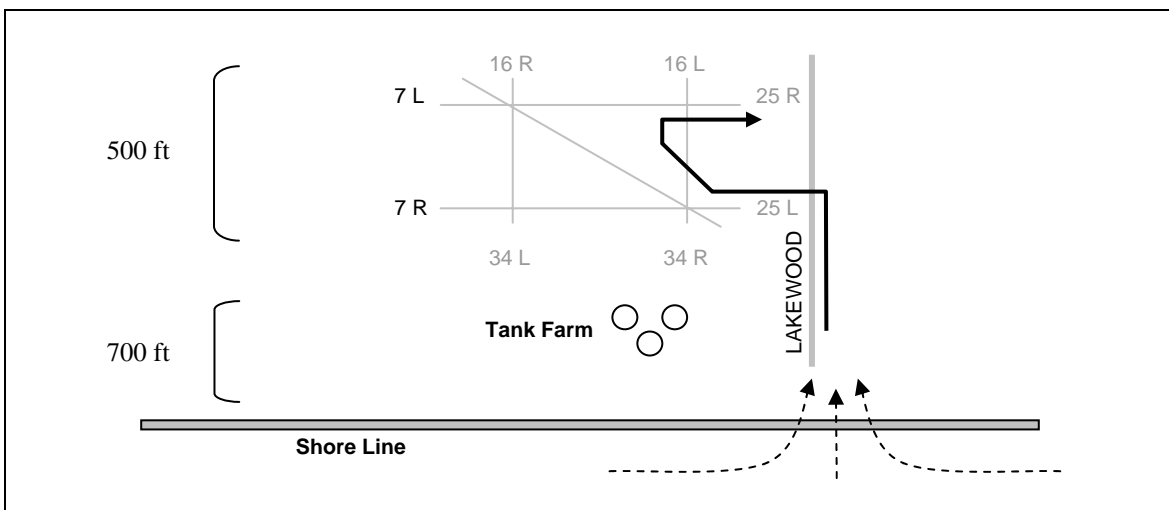
a. Runway 25 in use:

Request a south Lakewood arrival. Proceed along Lakewood at 700 feet. Proceed to Los Angeles Helicopters.



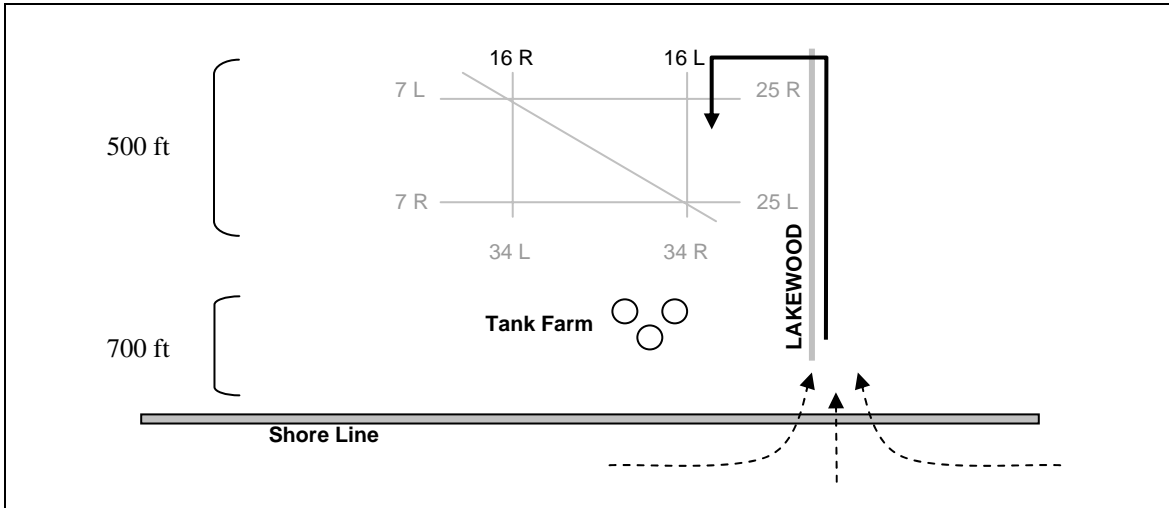
b. Runway 7 in use:

Request a south Lakewood arrival. Proceed along Lakewood at 700 feet. Enter a right pattern and proceed to Los Angeles Helicopters remaining east of runway 30.



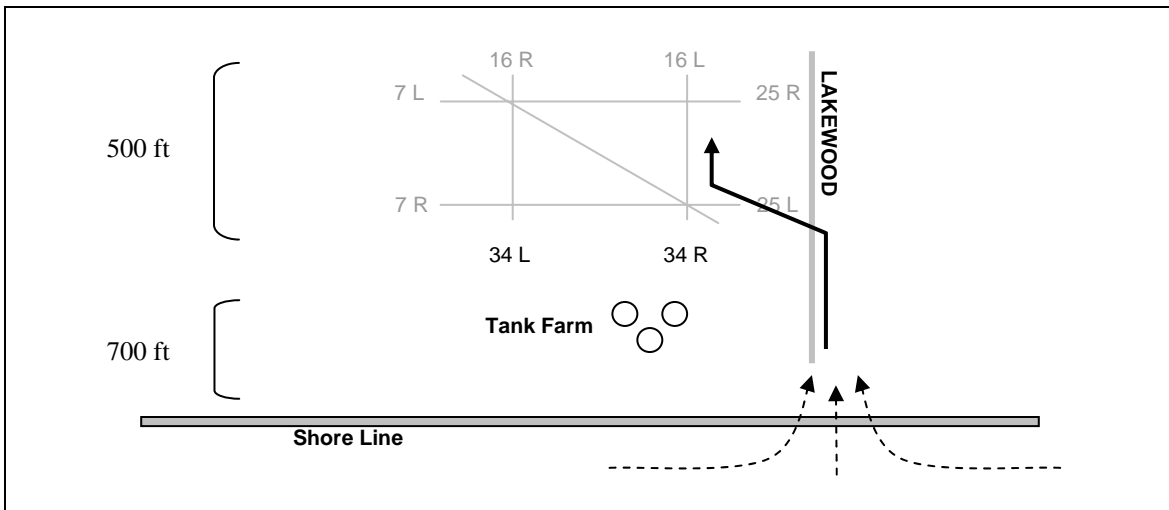
c. Runway 16 in use:

Request a south Lakewood arrival. Proceed along Lakewood at 700 feet. Enter left base and proceed to Los Angeles Helicopters remaining east of runway 16L at all time.



d. Runway 34 in use:

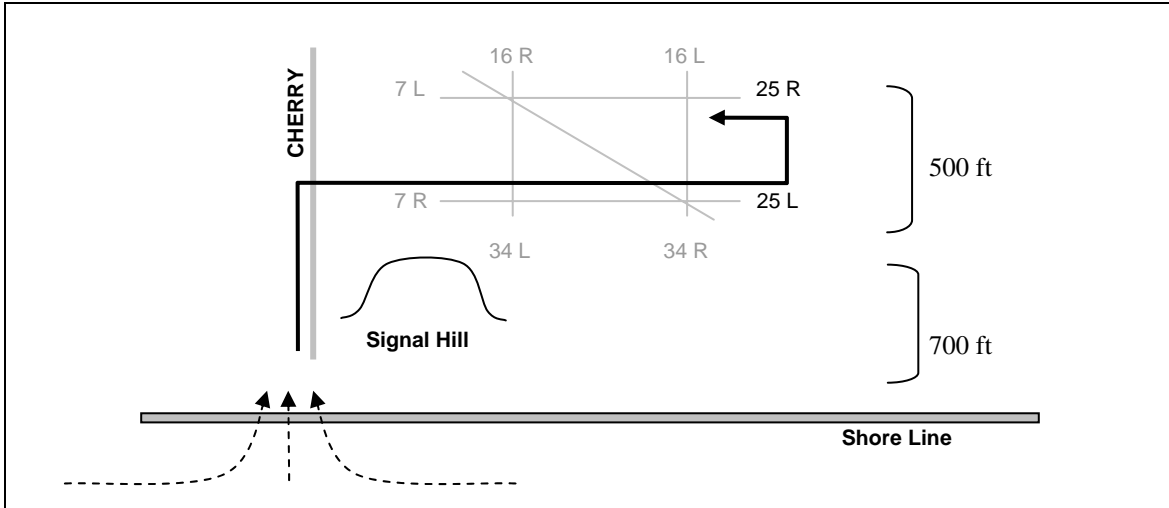
Request a south Lakewood arrival. Proceed along Lakewood at 700 feet. Proceed direct to Los Angeles Helicopters remaining east of runway 34R at all time.



3. South Cherry:

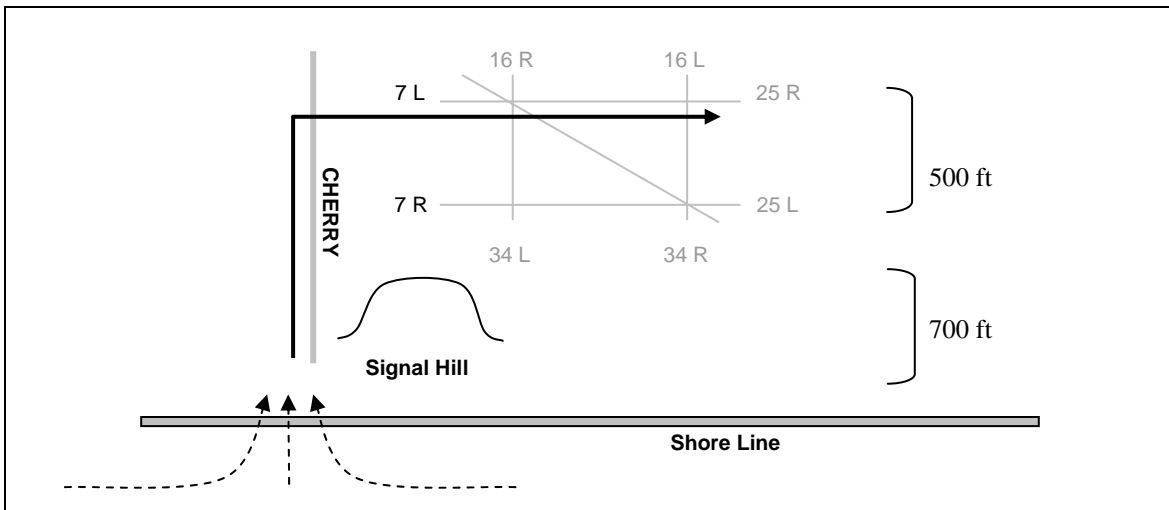
a. Runway 25 in use:

Request a south Cherry arrival. Proceed along Cherry at 700 ft. Report Signal Hill and descend to 500ft. Enter a left pattern for Los Angeles Helicopters.



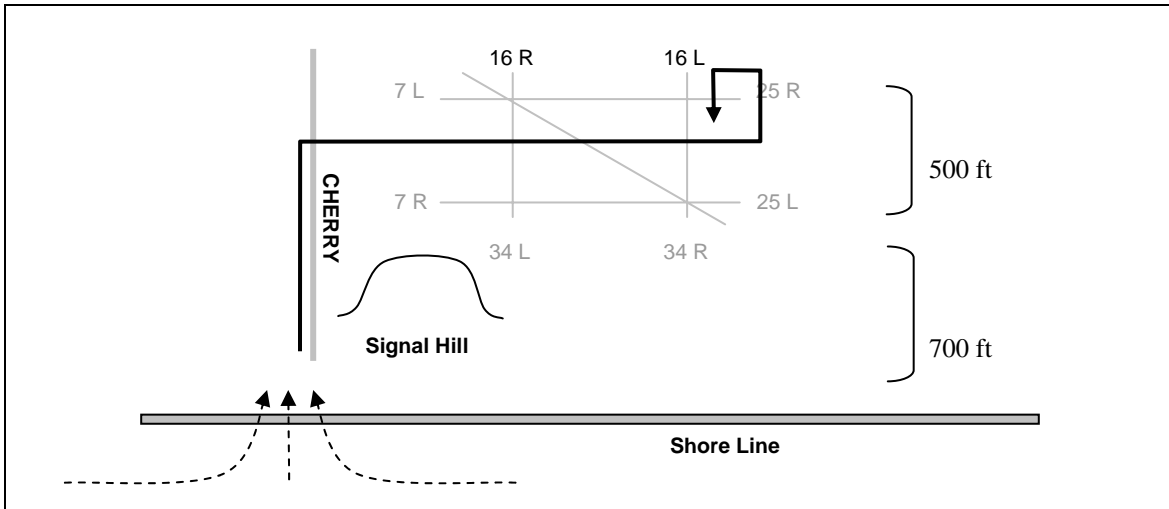
b. Runway 7 in use:

Request a south Cherry arrival. Proceed along Cherry at 700 ft. Report Signal Hill and descend to 500ft. Enter final for Los Angeles Helicopters.



c. Runway 16 in use:

Request a south Cherry arrival. Proceed along Cherry at 700 ft. Report Signal Hill and descend to 500ft. After crossing runway 7R turn right and proceed eastbound crossing runway 16R and 16L midfield at 500 ft. Enter a left pattern for Los Angeles Helicopters remaining east of runway 16L at all time.



d. Runway 34 in use:

Request a south Cherry arrival. Proceed along Cherry at 700 ft. Report Signal Hill and descend to 500ft. After crossing runway 7R turn right and proceed eastbound crossing runway 34L and 34R midfield at 500 ft. Enter a right pattern for Los Angeles Helicopters remaining east of runway 34R at all time.

