

LONG BEACH AIRPORT PROCEDURES AND OPERATIONS



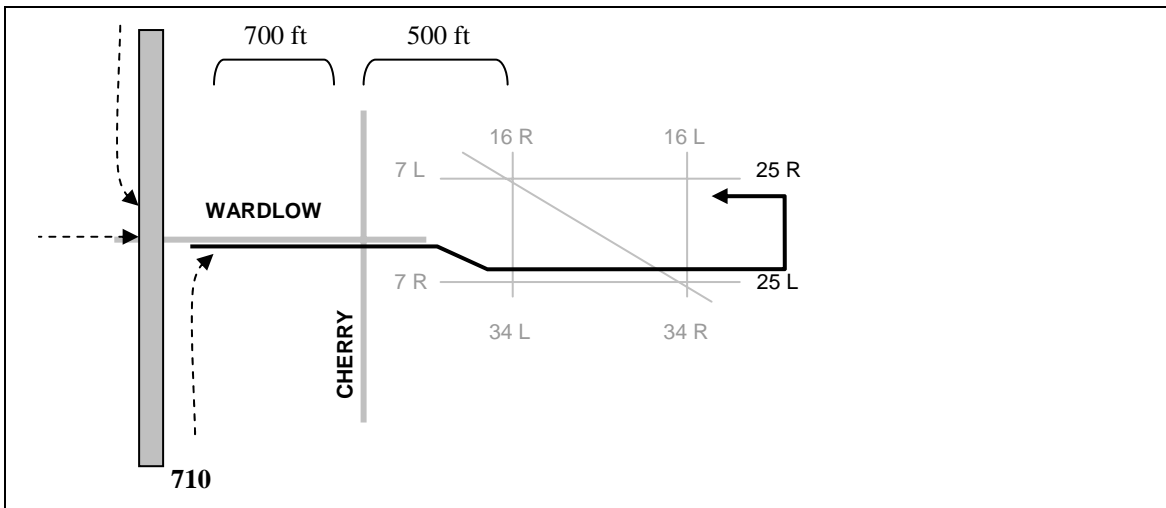
ARRIVALS FROM THE WEST
TO LOS ANGELES HELICOPTERS

West Arrivals

1. West Wardlow:

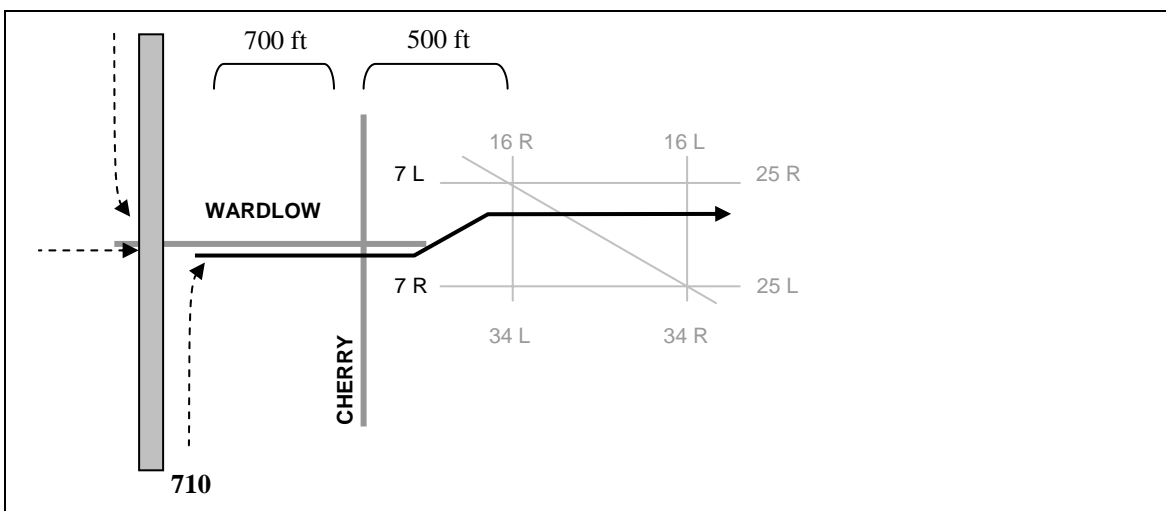
a. Runway 25 in use:

Request a West Wardlow arrival. Proceed along Wardlow at 700 ft. Report Cherry and descend to 500ft. Enter a left pattern for Los Angeles Helicopters.



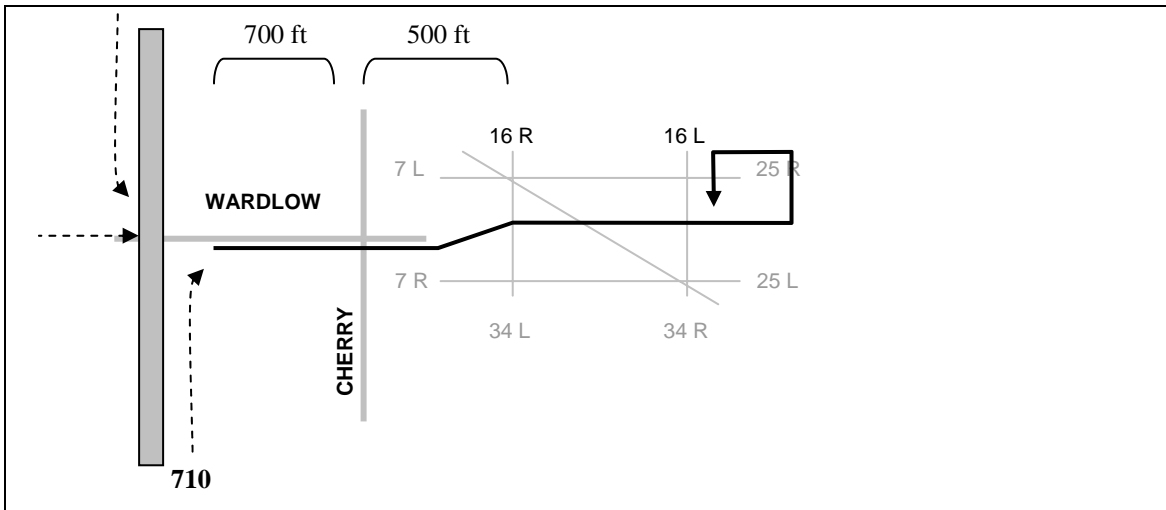
b. Runway 7 in use:

Request a West Wardlow arrival. Proceed along Wardlow at 700 ft. Report Cherry and descend to 500ft. Proceed direct for Los Angeles Helicopters.



c. Runway 16 in use:

Request a West Wardlow arrival. Proceed along Wardlow at 700 ft. Report Cherry and descend to 500ft. Proceed eastbound crossing runway 16R and 16L midfield at 500ft. Enter a left pattern and proceed to Los Angeles Helicopters remaining east of runway 16L at all time.



d. Runway 34 in use:

Request a West Wardlow arrival. Proceed along Wardlow at 700 ft. Report Cherry and descend to 500ft. Proceed eastbound crossing runway 34L and 34R midfield at 500ft. Enter a left pattern and proceed to Los Angeles Helicopters remaining east of runway 34R at all time.

